

## SPECIFICATIONS

MODELS	T20JE (T65JE)		T22JE (T72JE)		T26JE (T85JE)		T28JE (T92JE)	
Measurements	Metric	US	Metric	US	Metric	US	Metric	US
Work Height Max.	(m/ft)	21.8 / 71.5	23.8 / 78.1	27.9 / 91.5	29.8 / 97.8			
Platform Height	(m/ft)	19.8 / 65	21.8 / 71.5	25.9 / 85	27.8 / 91.2			
Horizontal Outreach Max.	(m/ft)	16.6 / 54.46	17 / 55.8	22.3 / 73.2	22.5 / 73.8			
Platform Length	(m/ft)	2.44 / 8	2.44 / 8	2.44 / 8	2.44 / 8			
Platform Width	(m/ft)	0.9 / 3	0.9 / 3	0.9 / 3	0.9 / 3			
① Length-Stowed	(m/ft)	10.2 / 33.5	11 / 36	12.8 / 42	13.4 / 44			
Length - Transport (jib tucked)	(m/ft)	8.3 / 27.23	9.03 / 29.63	11 / 36.09	11.47 / 37.6			
② Overall Width	(m/ft)	2.5 / 8.2	2.5 / 8.2	2.5 / 8.2	2.5 / 8.2			
③ Height-Stowed	(m/ft)	2.77 / 9.07	2.77 / 9.07	2.82 / 9.24	2.82 / 9.24			
Height - Transport	(m/ft)	2.89 / 9.48	2.89 / 9.48	3.03 / 9.94	3.02 / 9.9			
④ Wheelbase	(m/ft)	2.51 / 8.23	2.51 / 8.23	2.85 / 9.35	2.85 / 9.35			
⑤ Ground Clearance	(m/ft)	0.43 / 1.41	0.4 / 1.31	0.43 / 1.41	0.43 / 1.41			
<b>PRODUCTIVITY</b>								
Platform Capacity (unrestricted) (kg/lbs)	300 / 661	300 / 661	300 / 661	300 / 661	300 / 661	300 / 661	300 / 661	300 / 661
Platform Capacity (restricted) (kg/lbs)	450 / 992	450 / 992	450 / 992	450 / 992	450 / 992	450 / 992	450 / 992	450 / 992
Max. Platform Occupancy	2(unrestricted) / 3(restricted)							
Turntable Rotation	360°Continuous		360°Continuous		360°Continuous		360°Continuous	
Drive Speed-Stowed (km/h mph)	4.8 / 3	5 / 3.1	5 / 3.1	5 / 3.1	5 / 3.1	5 / 3.1	5 / 3.1	5 / 3.1
Drive Speed-Raised (km/h mph)	0.8 / 0.5	0.8 / 0.5	0.8 / 0.5	0.8 / 0.5	0.8 / 0.5	0.8 / 0.5	0.8 / 0.5	0.8 / 0.5
Gradeability	45%		45%		45%		45%	
Max. Wind Speed (m/s mph)	12.5 / 28	12.5 / 28	12.5 / 28	12.5 / 28	12.5 / 28	12.5 / 28	12.5 / 28	12.5 / 28
Turning Radius-Inside (m/ft)	1.9 / 6.23	1.9 / 6.23	2.04 / 6.69	2.04 / 6.69	2.04 / 6.69	2.04 / 6.69	2.04 / 6.69	2.04 / 6.69
Turning Radius-Outside (m/ft)	3.9 / 12.8	3.9 / 12.8	4.13 / 13.55	4.13 / 13.55	4.13 / 13.55	4.13 / 13.55	4.13 / 13.55	4.13 / 13.55
Max.Slope	5°/5°		5°/5°		5°/5°		5°/5°	
Tire Type	RT Foam-filled		RT Foam-filled		RT Foam-filled		RT Foam-filled	
Tire Size	355/55D 625		355/55D 625		385/45-28		385/45-28	
<b>POWER</b>								
Power Source	80V DC 375Ah		80V DC 375Ah		80V DC 542Ah		80V DC 542Ah	
<b>HYDRAULIC SYSTEM</b>								
Hydraulic Oil Volume (L/gal)	100 / 26.4	100 / 26.4	105 / 27.74	105 / 27.74	105 / 27.74	105 / 27.74	105 / 27.74	105 / 27.74
<b>WEIGHT</b>								
Machine Weight(CE/ANSI) (kg/lbs)	12000 / 26455	12300 / 27117	18200 / 40124	18700 / 41226	18200 / 40124	18700 / 41226	18200 / 40124	18700 / 41226

## New Electric Telescopic Boom Lift

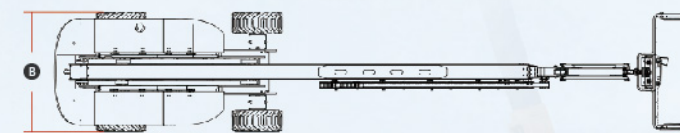
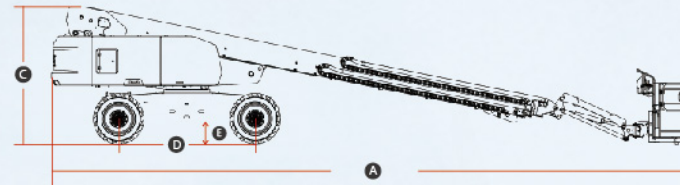
### STANDARD FEATURES

- Proportional control
- Overload sensing system
- Descent alarm with flashing beacon
- Platform auto-leveling system
- Emergency stop button
- On-board diagnostic system
- Oscillating axle
- 4W drive, 4W steering, 4W full floating
- Over-tilt protection system
- Anti-entrapment protection
- Platform control cover
- Cylinder bellows

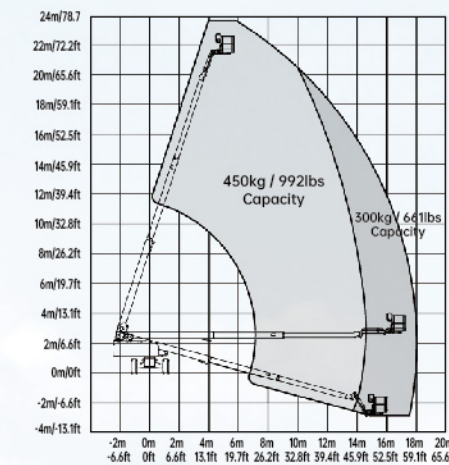
### OPTIONAL

- AC power to platform
- Telematics
- Non-marking tires
- Solid tires

### MACHINE SIZE



### T22JE WORKING RANGE



Please contact LGMG or a local dealer for more details.  
 LGMG reserves the right to change technical data without prior notice. All photos and pictures in this brochure are for promotional purposes only.  
 This brochure comes into effect in May, 2022.

### LINGONG HEAVY MACHINERY CO., LTD.

Address: No. 2676, Kejia Road, Jinan, Shandong, China  
 Email: sales@lmgm.com.cn Tel: +86 531 6787 9283

### LGGM Europe B.V.

Address: Laanweg 16 3208LC Spijkenisse Rotterdam, The Netherlands  
 Email: sales@lmggeurope.com Tel: +31 850 642 777

### LGGM North America Inc.

Address: 1445 Sheffler Dr, Chambersburg, PA, 17201, USA  
 Email: sales@lmgna.com Tel: +1 833 288 5464

www.lmgglifts.com

**LGGM**  
 RELIABILITY IN ACTION

# LGGM

## GREEN TECH

### TELESCOPIC BOOM LIFT

**Li-ion**

**ZERO**  
 EMISSION

**ENERGY**  
 SAVING

**FASTER**  
 CHARGING

**HIGHER**  
 CAPACITY

**4x4x4**





# Li-ion NEW ELECTRIC TELESCOPIC BOOM LIFT

LGMG's new electric telescopic boom lifts are equipped with lithium batteries, benefitting from low noise, and zero emissions, meaning they can meet the increasingly stringent environmental requirements. They perform excellently in terms of drivability, stability, and operational precision, which makes these lifts suitable for the toughest job sites.

LGMG's new electric telescopic booms are the first choice for environmentally-friendly construction. The platform heights range from 19.8m(65ft) to 27.8m(91.2ft). With a 2.44m(8ft) triple entry platform, LGMG electric telescopic boom lifts can be operated by up to 3 people (restricted) or 2 people (unrestricted). The 450/300kg(992/661lbs) dual-capacity design allows for more materials to be carried at once, greatly improving efficiency on the worksite.



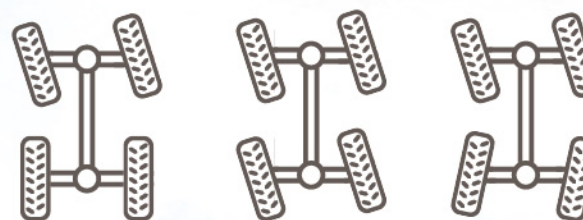

## Green technology, eco-friendly



- Completely electric drive, noiseless, zero-emission, energy-saving, and eco-friendly.
- Ultra-high capacity lithium battery, 100% maintenance-free, smart battery management system, super-long battery life.
- Various charging modes are available as standard, and a charging pile port is available as optional.

## Excellent RT performance

- Integrated four-wheel-drive system with axles offering strong power and smooth transmission, and 45% gradeability.
- Oscillating axle full-time floating, maximum 5° tilt angle chassis. It allows the wheels to grip the ground when traversing hard, uneven terrain.



- Equipped with three steering modes: four-wheel steering, crab steering, and front-wheel steering, the boom lifts are also capable of one-touch wheel alignment.

## More comfortable operation

- Proportional lift and drive controls deliver smoother maneuvering, precise positioning and comfortable operation.



## Higher maintenance efficiency

- More than 95% of the main components are interchangeable and so are more than 80% of structural parts, which helps to reduce spare parts storage costs and improve maintenance efficiency.
- Intelligent self-diagnostic system for quick troubleshooting and reduced downtime.

